


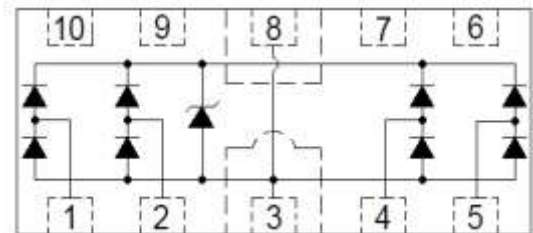
Features

- 80Watts peak pulse power ($T_p = 8/20\mu s$)
- DFN2510 Package
- Unidirectional configurations
- Solid-state silicon-avalanche technology
- Low clamping voltage
- Low leakage current
- Low capacitance (0.3pF typical I/O to I/O)
- ESD Protection for high-speed data lines to:
IEC 61000-4-2 $\pm 15KV$ contact $\pm 15KV$ air
IEC 61000-4-4 (EFT) 40A (5/50ns)
IEC 61000-4-5 (Lightning) 5A (8/20 μs)



Applications

- USB 3.0, USB 2.0, MHL
- HDMI 2.0, Display Port 1.3, eSATA
- Unified Display Interface (UDI)
- Digital Visual Interface (DVI)
- High speed serial interfaces



Mechanical Data

- **Case:** DFN2510 (plastic package).
Lead free; RoHS compliant; Halogen free
- **Molding Compound Flammability Rating:** UL 94 V-0
- **Terminals:** High temperature soldering guaranteed: 260 °C/10 sec. at terminals



Ordering Information

Order code	Marking	Package	Packaging option	Base quantity	Packaging specification
CESD2510LC5VU	S5U	DFN2510	Tape and reel	3000pcs / reel	EIA STD RS-481

Absolute Maximum Ratings

Ratings at 25 °C, ambient temperature unless otherwise specified

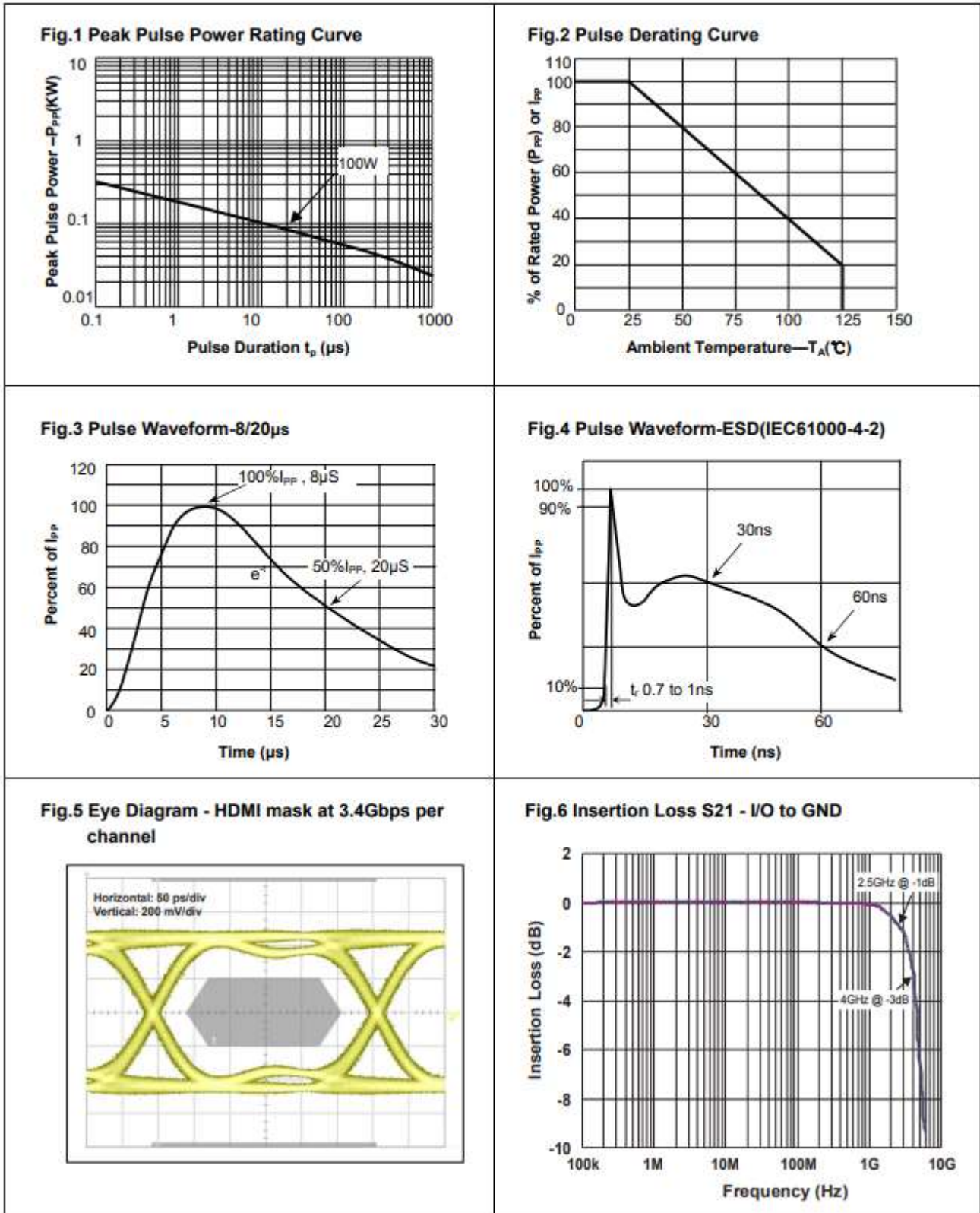
Parameter	Symbol	Value	Unit
Peak Pulse Power ($T_P=8/20\mu s$)	P_{PP}	80	W
ESD contact/air discharge (IEC-61000-4-2)	V_{ESD}	15/15	kV
Peak Pulse Current ($T_P = 8/20\mu s$)	I_{PP}	5.0	A
Junction Temperature	T_J	-55 to +125	°C
Storage temperature	T_{STG}	-55 to +150	°C

Electrical Characteristics

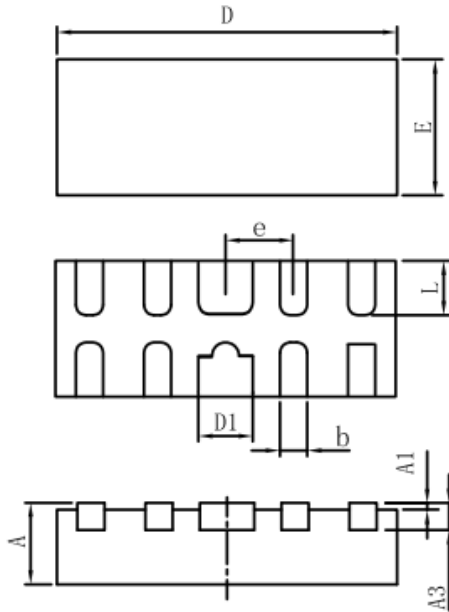
(TA = 25 °C unless otherwise specified)

Parameter	Symbol	Condition	Min	Typ	Max	Unit
Reverse stand-off Voltage	V_{RWM}				5	V
Reverse Breakdown Voltage	V_{BR}	$I_T=1mA$	6	7.0	9.5	V
Reverse Leakage Current	I_R	$V_R=5V$			1	μA
Clamping Voltage(SURGE)	V_C	$I_{PP}=5A, T_P=8/20\mu s$		13		V
Clamping Voltage(ESD)	V_C	$V_{ESD} = +8kV$		20		V
Junction Capacitance	C_J	$V_R=0V, f=1MHz, I/O$ to I/O		0.3		pF
	C_J	$V_R=0V, f=1MHz, I/O$ to GND		0.4	0.8	pF

Typical Characteristics ($T_{amb} = 25\text{ }^{\circ}\text{C}$ unless otherwise specified)

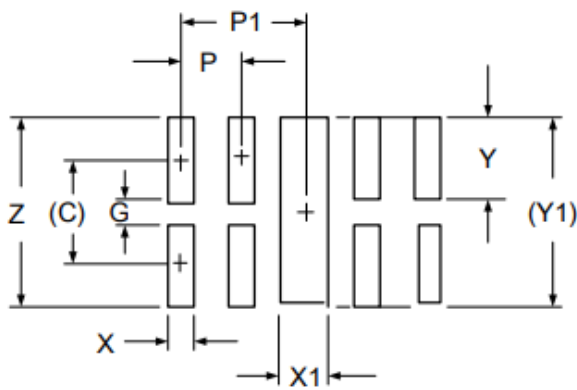


Package Dimensions



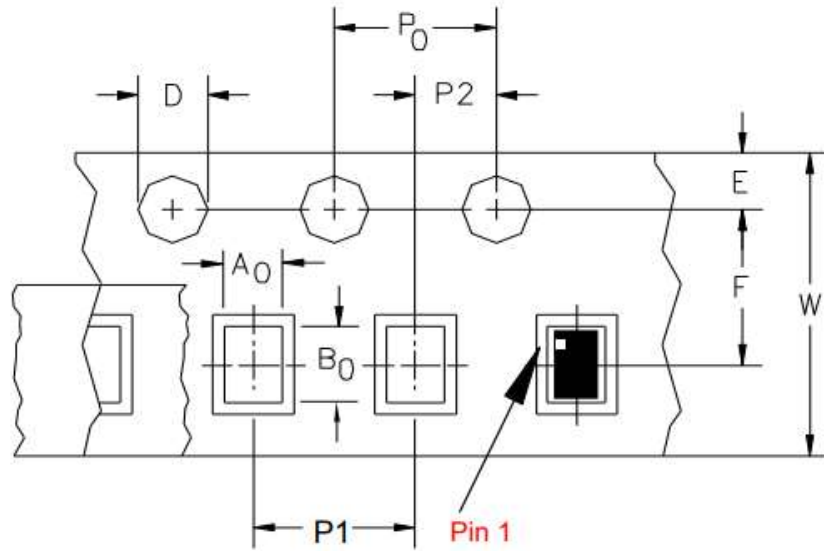
Symbol	Dimensions in millimeters		
	Min	Nom	Max
A	0.45	0.50	0.55
A1	-	0.02	0.05
A3	0.10	0.15	0.20
D	2.45	2.50	2.55
E	0.95	1.00	1.05
D1	0.35	0.40	0.45
b	0.15	0.20	0.25
e	0.50BS		
L	0.35	0.40	0.45

Pad Dimensions



DIMENSIONS		
DIM	INCHES	MILLIMETERS
C	.034	0.875
G	.008	0.20
P	.020	0.50
P1	.039	1.00
X	.010	0.25
X1	.018	0.45
Y	.027	0.675
Y1	.061	1.55
Z	.061	1.55

Package Information



Dimension	Typical	Unit
A0	1.15	mm
B0	2.65	
D	1.55	
P0	4.00	
P1	4.00	
P2	2.00	
E	1.75	
F	3.50	
W	8.00	